

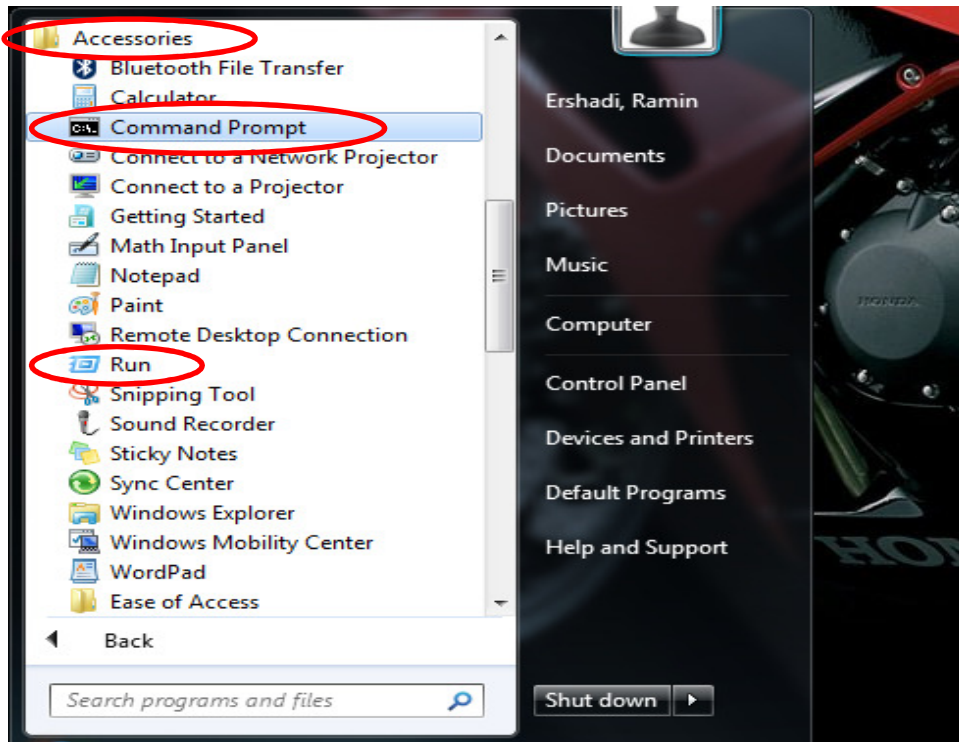
XPS MAC Address Instructions

In order to find the MAC Address of your specific XPS controller, please follow these steps. For technical Support, you can always contact Newport by calling our toll free number 800-222-6440.

1. If you don't know the IP Address for the controller, please connect through Remote Ethernet connection of the XPS controller. The IP address of the Host (controller) will be 192.168.254.254.

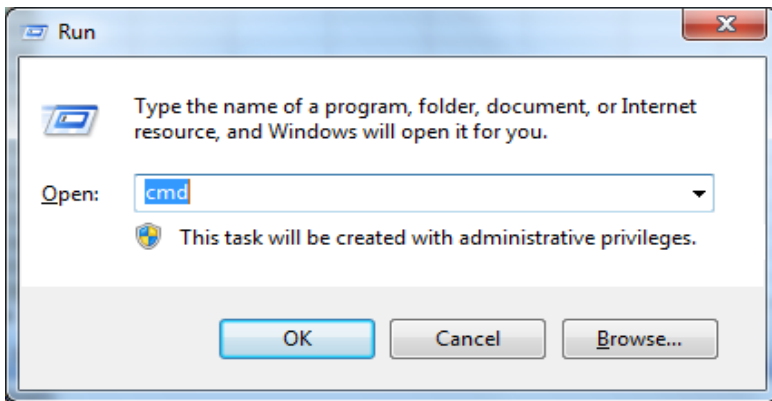


2. For Windows XP or Windows 7, from the Start window select "All Programs\Accessories\Command Prompt" or Select the "Run" window and type "Cmd"

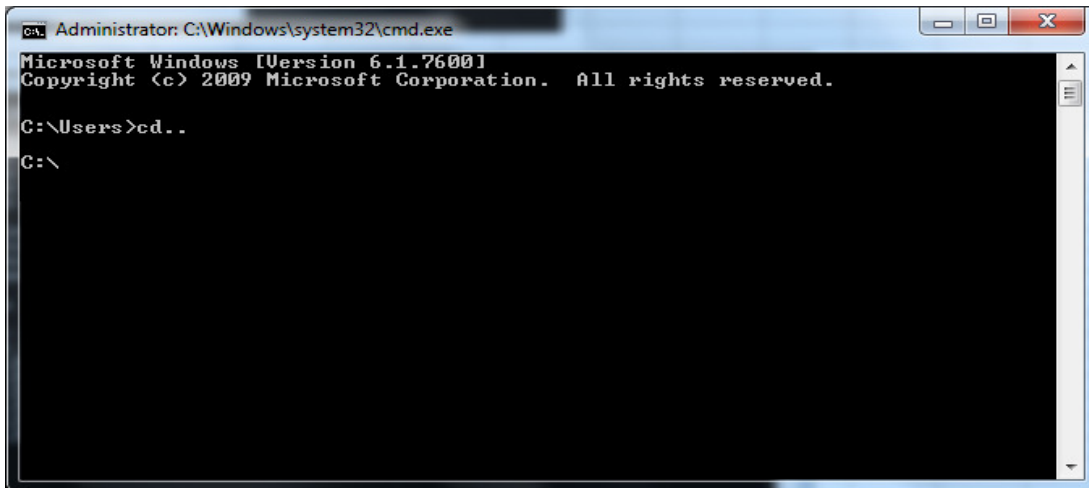


XPS MAC Address Instructions

2. (continued) The Run command window will look as follows:

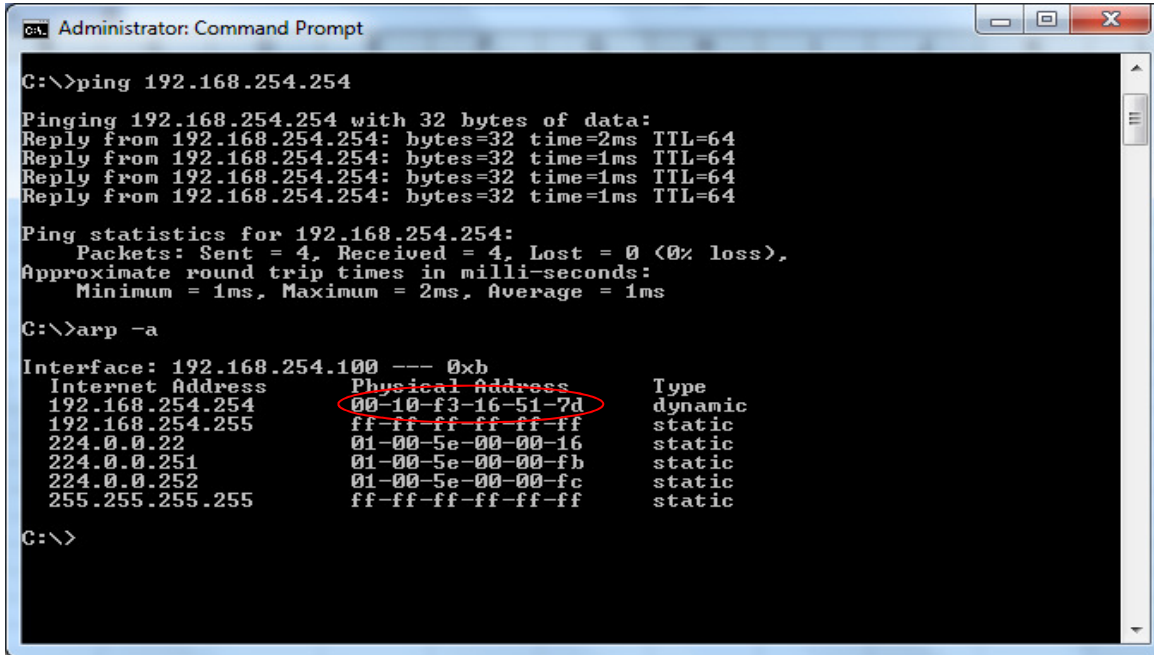


3. In the command window, type in "cd.." then enter and repeat until you get to the root directory "C:\\"



XPS MAC Address Instructions

4. From the root directory, type "ping 192.168.254.254", and you'll see the response as in the window below.
5. Type "arp -a" and "enter". the value under "Physical Address" is the MAC ID. In this example, the MAC ID is "00-10-f3-16-51-7d"



```
Administrator: Command Prompt
C:\>ping 192.168.254.254
Pinging 192.168.254.254 with 32 bytes of data:
Reply from 192.168.254.254: bytes=32 time=2ms TTL=64
Reply from 192.168.254.254: bytes=32 time=1ms TTL=64
Reply from 192.168.254.254: bytes=32 time=1ms TTL=64
Reply from 192.168.254.254: bytes=32 time=1ms TTL=64

Ping statistics for 192.168.254.254:
    Packets: Sent = 4, Received = 4, Lost = 0 (0% loss),
    Approximate round trip times in milli-seconds:
        Minimum = 1ms, Maximum = 2ms, Average = 1ms

C:\>arp -a

Interface: 192.168.254.100 --- 0xb
Internet Address      Physical Address      Type
192.168.254.254      00-10-f3-16-51-7d    dynamic
192.168.254.255      ff-ff-ff-ff-ff-ff    static
224.0.0.22           01-00-5e-00-00-16    static
224.0.0.251         01-00-5e-00-00-fb    static
224.0.0.252         01-00-5e-00-00-fc    static
255.255.255.255     ff-ff-ff-ff-ff-ff    static

C:\>
```